



# Air-Cooled MIG Barrels

Direct Mount & Remote Mount

D/F MACHINE SPECIALTIES  
 1750 Howard Drive  
 North Mankato, MN 56003  
 Phone: (507) 625-6200  
 Fax: (507) 625-6203

## AIR-COOLED AUTOMATIC DIRECT AND REMOTE MOUNT MIG BARRELS

These Air-Cooled Machine Barrels are readily adaptable to automatic welding and are available in two standard lengths. They are furnished completely assembled and ready for installation. Both the MAC (slip-in tip) and MAT (threaded tip) models feature replaceable service connections which add to the durability and long life of the barrel assemblies. Direct mounting is accomplished by connecting the torch to the welding head or wire drive using a feeder adapter, with shielding gas accommodated by a horizontal connection. Different length extensions are available to extend the length of the torch as needed. Remote mounting is accomplished by an insulated mounting bracket and utilizing a casing/conduit and an adapter to the wire drive, with shielding gas accommodated by a vertical connection.

### MODEL EXPLANATION

**MAC** - Machine, Air-Cooled, Collet Action (Slip-in Tip)

**MAT** - Machine, Air-Cooled, Threaded Tip

### FEATURES

- 400 Amp CO<sub>2</sub>, 260 Amp Argon Current Capacity - 1/0 Power Cable
- Power Cable Lug - Accepts 1/0 and 2/0 Power Cables
- Several Nozzle Body Configurations Available
- Heavy Duty Brass Inner Body
- Chrome Plated Brass Front End
- Heavy Duty Copper Nozzle
- High Temperature Insulation

### ORDERING INFORMATION (Complete Assemblies - Direct Mount)




DESCRIPTION (LONG BARREL)	CODE NO.
MAC-05 Nozzle Body (13176)	12705
MAT-07 Nozzle Body (13176)	12707

DESCRIPTION (SHORT BARREL)	CODE NO.
MAC-98 Nozzle Body (13176)	12698
MAT-96 Nozzle Body (13176)	12696

### ORDERING INFORMATION (Complete Assemblies - Remote Mount)

DESCRIPTION (LONG BARREL)	CODE NO.
MAC-17 Nozzle Body (13176)	12717
MAT-03 Nozzle Body (13176)	12703

DESCRIPTION (SHORT BARREL)	CODE NO.
MAC-26 Nozzle Body (13176)	12726
MAT-24 Nozzle Body (13176)	12724



### MODEL SPECIFICATIONS - CONTINUOUS DUTY CYCLE

Model	Current Capacity	Length	Body Dia.	Weight (approx.)	Recommended Wire Diameter Range	Instruction Manual
MAC/MAT Long, Direct Mt.	400 amp CO <sub>2</sub> 260 amp Argon	8.625"	1.25"	1.12 lbs.	.030"-1/16" Hard/Cored	654AM
MAC/MAT Short, Direct Mt.	400 amp CO <sub>2</sub> 260 amp Argon	6.625"	1.25"	1.1 lbs.	.030"-1/16" Hard/Cored	652AM
MAC/MAT Long, Remote Mt.	400 amp CO <sub>2</sub> 260 amp Argon	8.625"	1.25"	1.12 lbs.	.030"-1/16" Hard/Cored	653AM
MAC/MAT Short, Remote Mt.	400 amp CO <sub>2</sub> 260 amp Argon	6.625"	1.25"	1.1 lbs.	.030"-1/16" Hard/Cored	655AM

